



# MAZEN MURAD ALASMAR

Content Creator

# Skills

## **DaVinci Resolve**

Video editing and color grading.

## **Adobe After Effects**

Motion graphics and visual effects

## **Adobe Photoshop**

Photo editing and graphic design.

## **Adobe Photoshop**

Music production and sound design.

## **Blender**

3D modeling and animation.

## **Obsidian ( Mind Mapping Skills )**

The ability to plan visions and imagine a vision and apply it in the real world

# Cyber Security Skills

## **Social Engineering**

Phishing Tools, Trojans, reverse

## **OSINT**

OSINT (Open Source Intelligence)

The ability to use OSINT to create valuable reports.

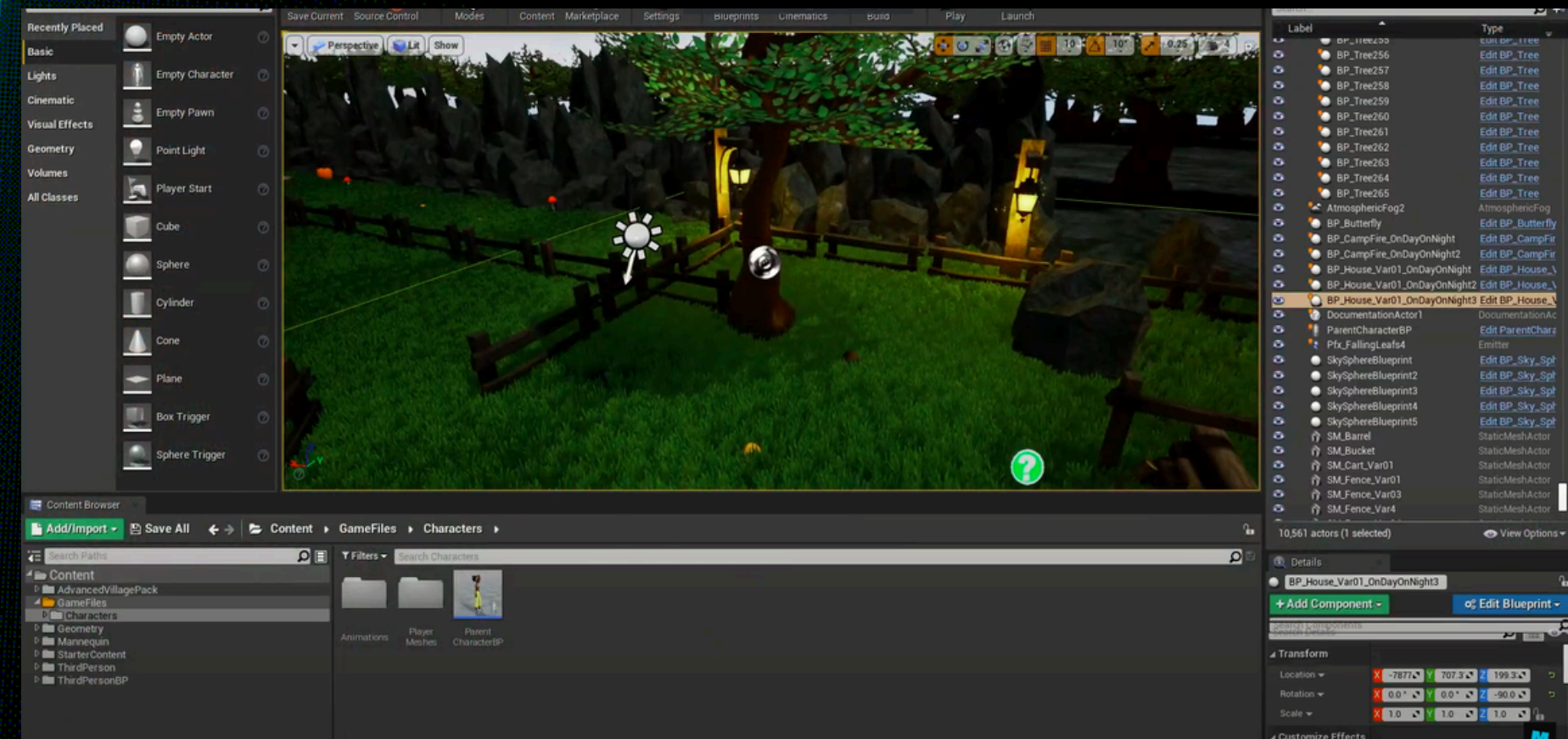
## **Game Hacking**

the ability to exploit games and send packets and receive it and change it to my advantage

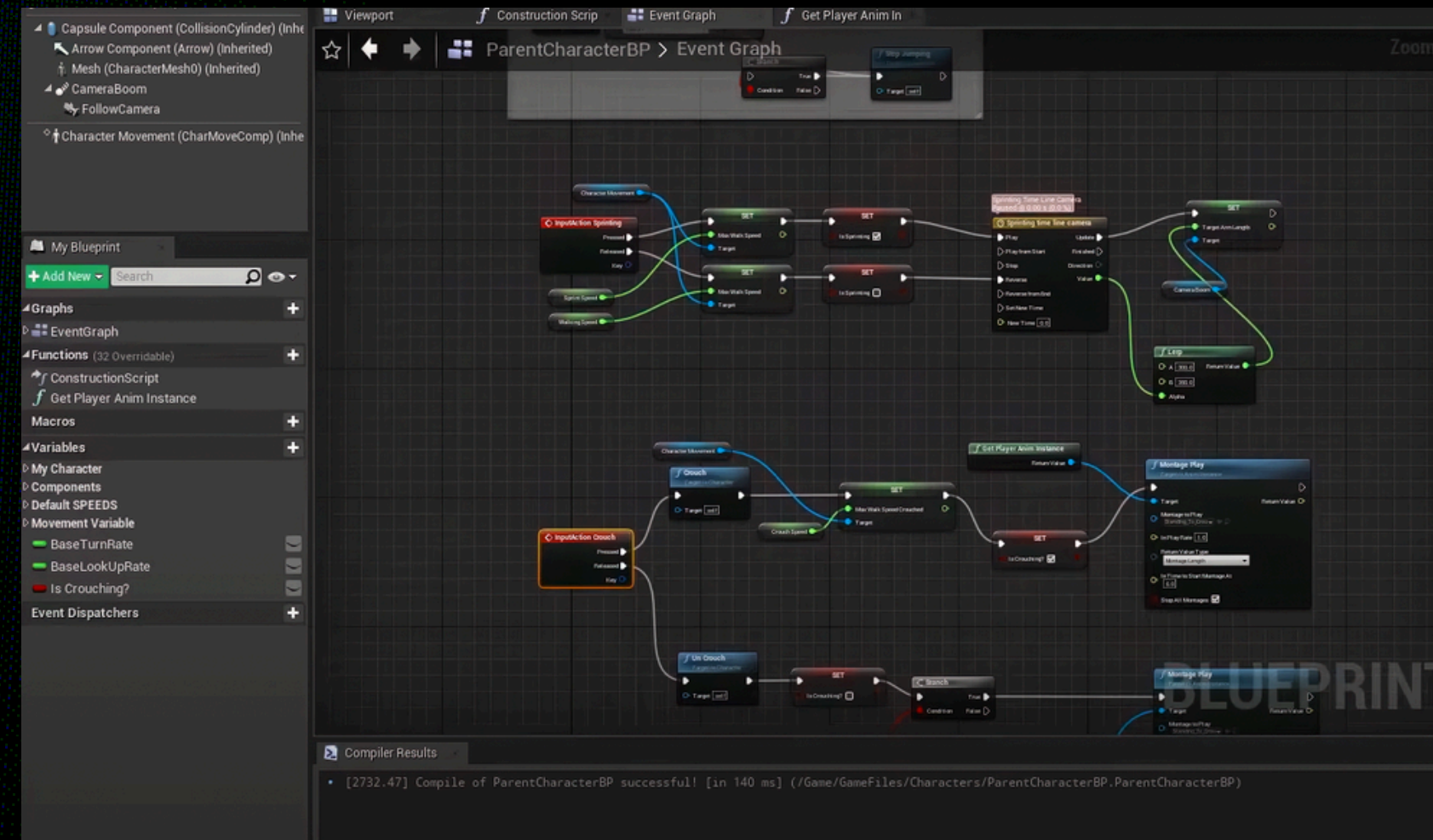
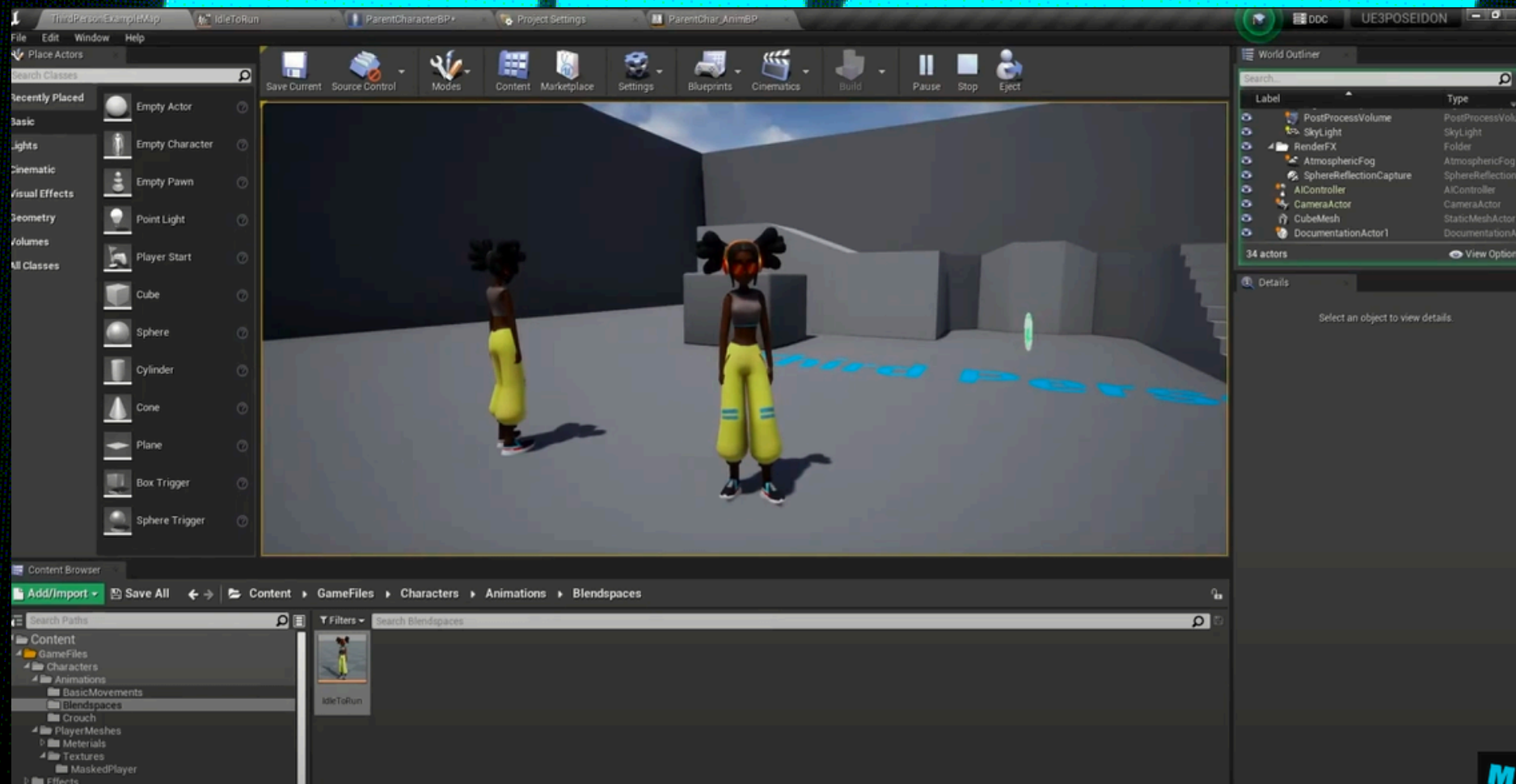
## **Reporting and communication**

The ability to organize and mind map reporting through Excel and Obsidian in the most effective way and communicate effectively In term of solving problems

# Game development



# Game development



# Obsidian ( Mind Mapping Skills )

The image displays the Obsidian application interface, which is used for creating and managing mind maps. The interface is divided into several sections:

- Left Panel (Vault):** Shows a hierarchical view of the user's vault. It includes a search bar, a 'Vault' icon, and a list of files and folders. The files listed are: first MIND MAP, MAP, SELF, Old File, SECOND MIND MAP, PRACTICE, YouTube, Ahead System, CONTENT PLAN, LIFE IS A GAME, TryHackMe, and OSINT. Each file is associated with a 'CARVAS' tag.
- Central Panel:** Displays a mind map titled 'first MIND MAP / MAP'. The map is a complex network of interconnected nodes, with a central node branching out into multiple sub-nodes. The nodes are color-coded and contain text or icons.
- Right Panel (Memo):** Shows a detailed mind map titled 'YouTube / CONTENT PLAN'. This map is more structured and includes several main branches:
  - STRUGGLES:** A central node with several sub-nodes.
  - THE BOOKS:** A central node with sub-nodes for 'QUESTIONS', 'ADVICES', and 'IDEAS'. The 'ADVICES' branch includes a list of tips and a 'conclusions' box with a flowchart showing 'fail' leading to 'Success', 'Learn', and 'Power'.
  - YOUTUBE PLAN:** A central node with sub-nodes for 'YouTube' and 'YouTube'.
  - AVERAGE CONTENT TIPS:** A central node with sub-nodes for 'YouTube' and 'YouTube'.
  - ADVICES FOR THE IMPOSTER SYNDROME:** A central node with sub-nodes for 'conclusions' and 'conclusions'.

# Photoshop drawings + blender 3d



# AI Tools



YOUTUBE OSINT TOOL v1

Youtube URL

Enter YouTube channel URL here!

Extract all captions

START

STOP

SAVE

STATUS: Ready



YOUTUBE CUTTER OSINT v1

clear

Enter Video URL

[https://www.youtube.com/watch?v=iNSPFb5AIz8&ab\\_channel=MrRoffWaffles](https://www.youtube.com/watch?v=iNSPFb5AIz8&ab_channel=MrRoffWaffles)

Select Quality

1080p

Download

Time cutter

02:00

03:00

CUT

Save into Zip file

Save

Progress Info

Download

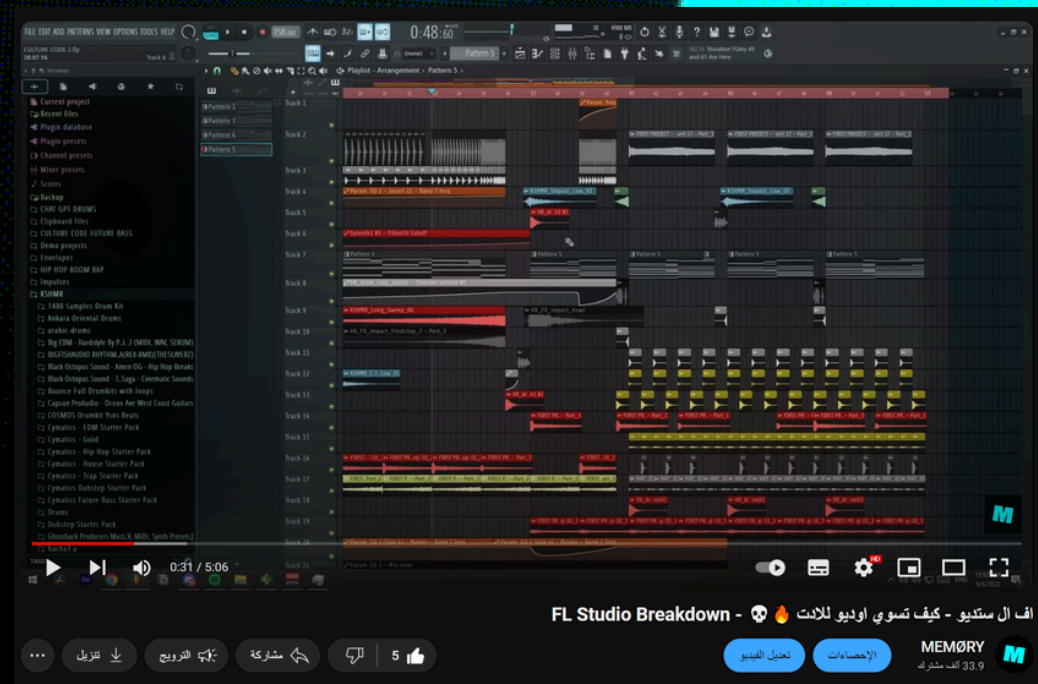



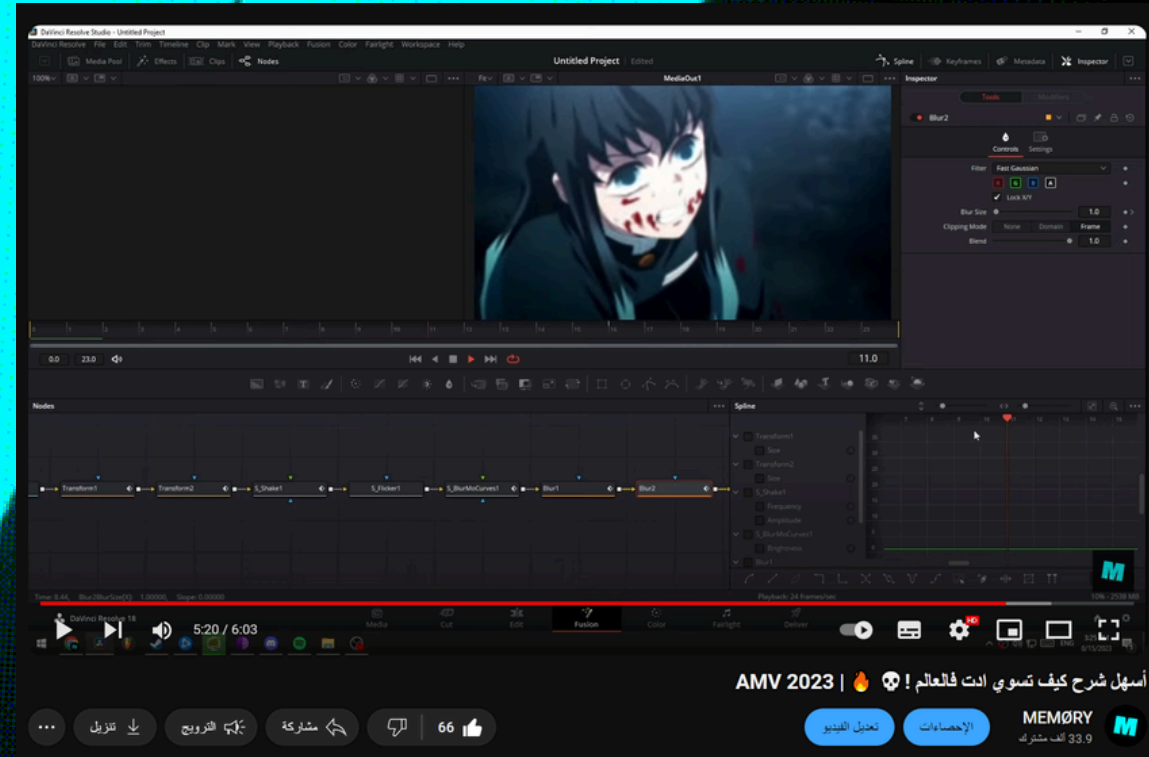
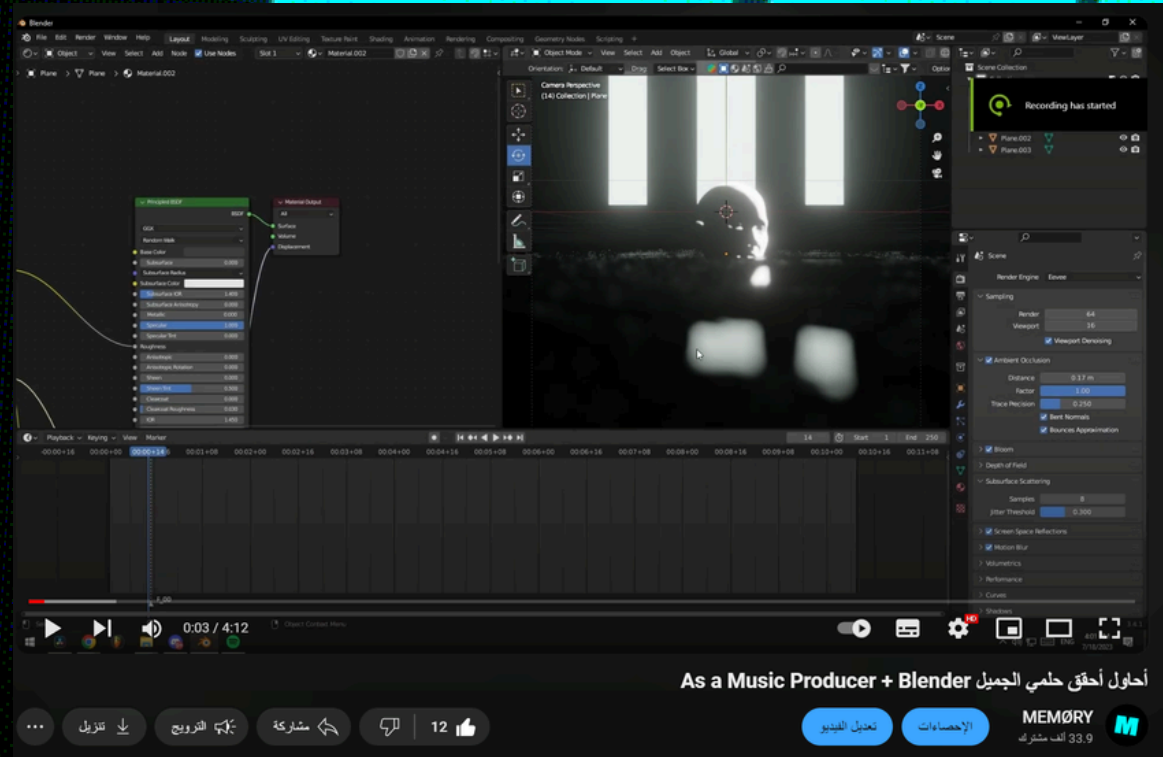
Cut



# Making Tutorials

## Tutorials

Davinci resolve + blender 3d + FL Studio 21



# Cyber Security Certifications

1

2



# Brief

I am a dedicated multimedia content creator with a diploma in Programming and Web Development from the Technical and Vocational Training Corporation. My expertise spans across video editing, motion graphics, 3D modeling, and animation. I am proficient in tools such as DaVinci Resolve, Adobe After Effects, Adobe Photoshop, and Blender. Integrating AI in Python development and C# with game development.